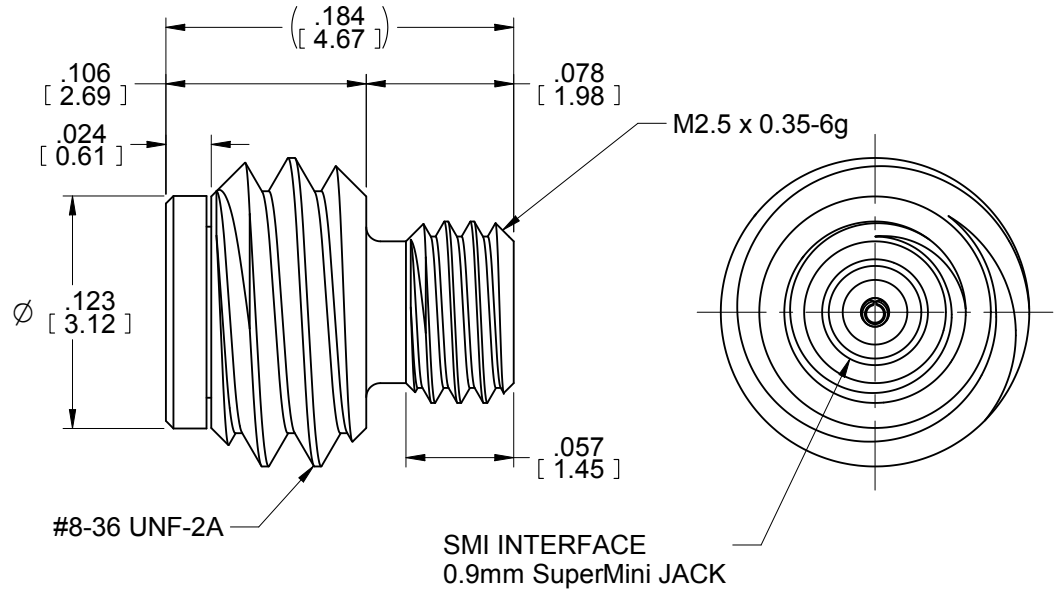
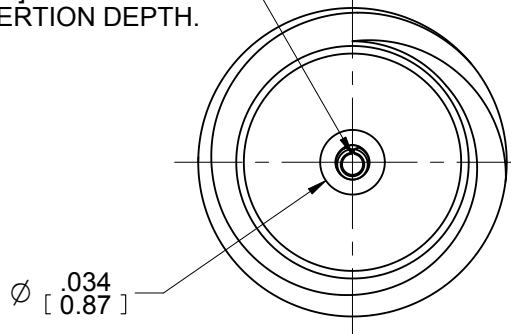


MODEL No.:

53022-002J

NOTE: Information herein is believed by Southwest Microwave, Inc. to be accurate. However, Southwest Microwave assumes no responsibility for any omissions or errors or inaccuracies for its use or for any infringements of patents or other rights of third parties that may result from its use. Data is intended for informational purpose only and does not constitute a contract of sale or any express or implied warranty, including any warranty of merchant ability or fitness for a particular purpose.

REAR SOCKET TO ACCEPT
 \varnothing .012 [0.30] LAUNCH PIN.
 .040 [1.0] MAX INSERTION DEPTH.



- 4. FOR CONNECTOR INSTALLATION AND REMOVAL INSTRUCTIONS USING TOOL NO. T-53022-M2.5, SEE DWG. 91BT61051
- 3. MATERIAL AND FINISH:

3.1 MATERIALS

- 3.1.1 CENTER CONTACT:
- BeCu ALLOY
- 3.1.2 DIELECTRIC BEAD:
- HIGH TEMPERATURE POLYMER
- 3.1.3 HOUSING AND BUSHING:
- STAINLESS STEEL

3.2 FINISHES

- 3.2.1 CENTER CONTACT:
- GOLD PLATE PER MIL-DTL-45204
- 3.2.2 HOUSING AND BUSHING:
- PASSIVATE


- 2. CONNECTOR DESIGN IS COMPATIBLE WITH CURRENT MATERIAL AND PROCESS REQUIREMENTS FOR RoHS AND WEEE PER EUROPEAN COMMUNITY DIRECTIVE 2002/95/EC.

- 1. ALL DIMENSIONS ARE IN INCHES. ALL ANGLES ARE IN DEGREES. DIMENSIONS SHOWN IN BRACKETS [XXX] ARE IN MILLIMETERS.

NOTES: UNLESS OTHERWISE SPECIFIED.



FSCM NO. **66049**

REV: B1	ECN: 9317	DESCRIPTION: REVISED DWG TITLE	BY: E.OLSEN	APRVD: B.CLYATT	DATE: 1/16/15	TITLE 0.9mm SuperMini JACK STEP THREAD-IN REAR SOCKET TO ACCEPT \varnothing.012 PIN			
		Southwest Microwave, Inc. 9055 South McKemy Street Tempe, Arizona 85284-2946 Telephone (480) 783-0201 Fax (480) 783-0360				DRN BY: D.HAKE	DATE: 04/23/13	MODEL NO. 53022-002J	REV. B1
SCALE 10:1						SHEET: 1 OF 1		DWG. NO. 79BT61113	